

AVANCEON LIMITED

21st Annual General Meeting
Monday, 29 April 2024 at 3:30 PM



zoom

VIDEO CONFERENCING GUIDELINES





Avanceon Limited - 21st Annual General Meeting

Dear Sir / Madam,

Members are encouraged to attend the AGM through video conference facility managed by the Company, the Annual General Meeting of Avanceon Limited also be conducted via Zoom Video link.

Prerequisites

- Each meeting has a unique 9, 10, or 11-digit number called a [meeting ID](#) that will be required to join a Zoom meeting
- If you are joining via telephone, you will need the [teleconferencing number](#) provided in the invite.

Step # 1

To register for the webinar, click on the URL.

You are invited to a Zoom webinar.

When: April 29, 2024 03:30 PM [Islamabad, Karachi, Tashkent](#)

Topic: Avanceon Limited 21st Annual General Meeting

Register in advance for this webinar:

https://us06web.zoom.us/webinar/register/WN_hKvRDTeVRBC_moA3EQGs-Q

After registering, you will receive a confirmation email containing information about joining the webinar

Step # 2

Register for the Webinar by entering your full name, your valid email address, your CNIC and folio number.

Webinar Registration



Topic Avanceon Limited 21st Annual General Meeting

Time April 29, 2024 03:30 PM in [Islamabad, Karachi, Tashkent](#)

* Required information

First Name *

Last Name *

Email Address *

Confirm Email Address *

CNIC # *

Folio # *

Register

✓ Step # 3

You will receive an invitation via email containing a URL.
Click on Meeting URL.

Webinar Registration Approved

Topic Avanceon Limited 21st Annual General Meeting

Time April 29, 2024 03:30 PM in [Islamabad](#), [Karachi](#), [Tashkent](#)

 [Add to calendar](#) ▾

To Join the Webinar https://us06web.zoom.us/webinar/register/WN_hKvRDTeVRBC_moA3EQGs-Q

Join from a PC, Mac, iPad, iPhone or Android device:

To Cancel This Registration

You can [cancel](#) your registration at any time.

✓ Step # 4

A prompt will appear on your screen. Click on **“Download & run Zoom”**

Launching...

Please click Open Zoom Meetings if you see the system dialog.

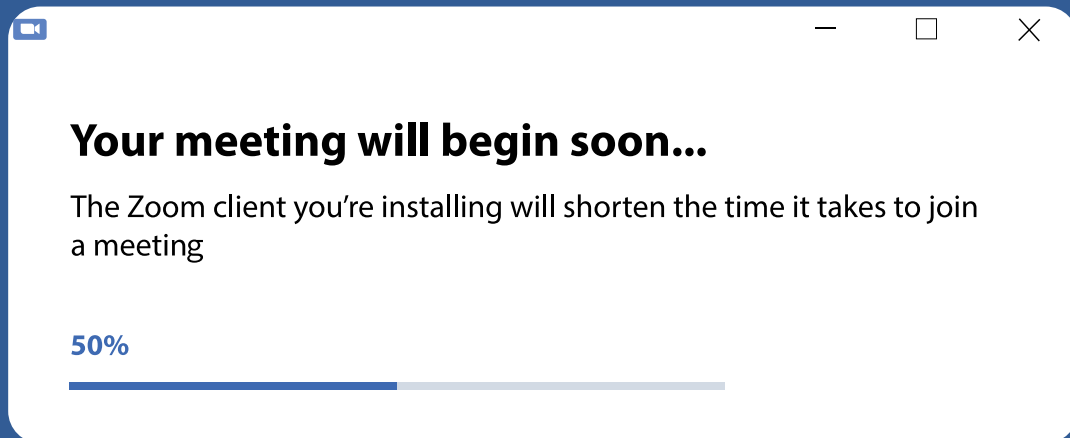
If nothing prompts from browser, [click here](#) to launch the meeting, or [download & run Zoom.](#)

✓ Step # 5

Zoom Application will be downloaded on your device.

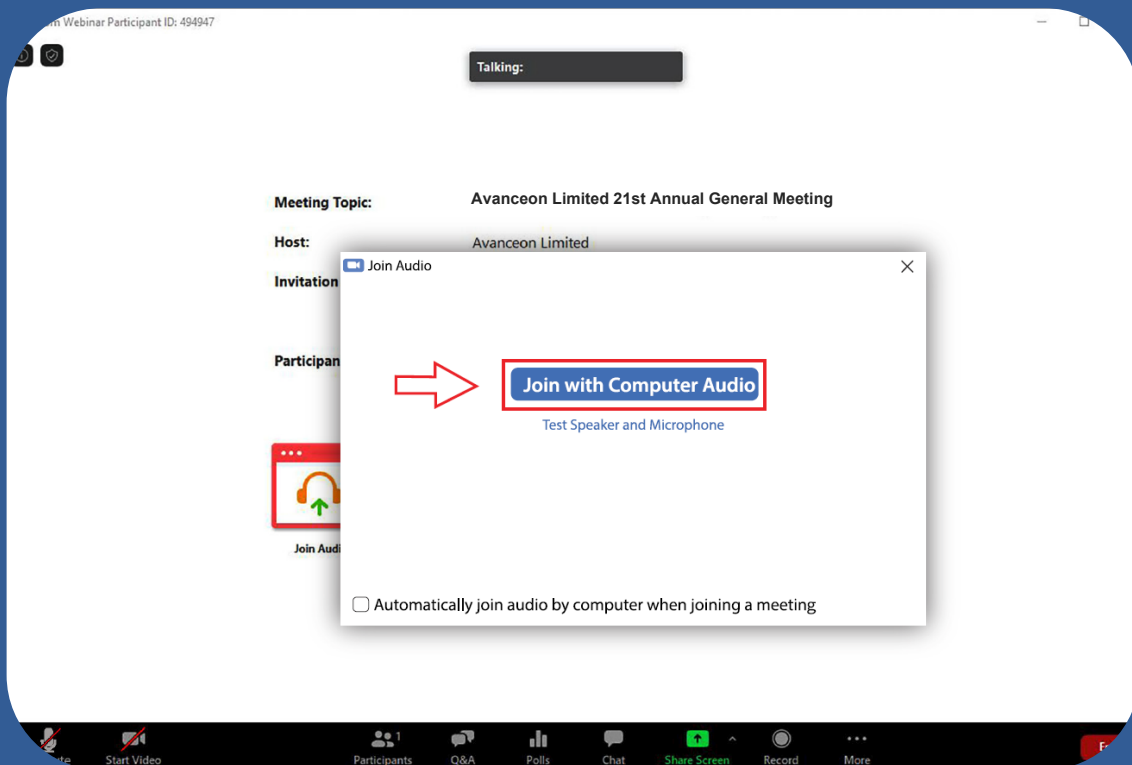
✓ Step # 6

Open the Application to start installation. Once the installation is complete, the Zoom application will launch automatically.



✓ Step # 7

You will see a prompt for 'Join Audio'. Click on "Join Computer audio"

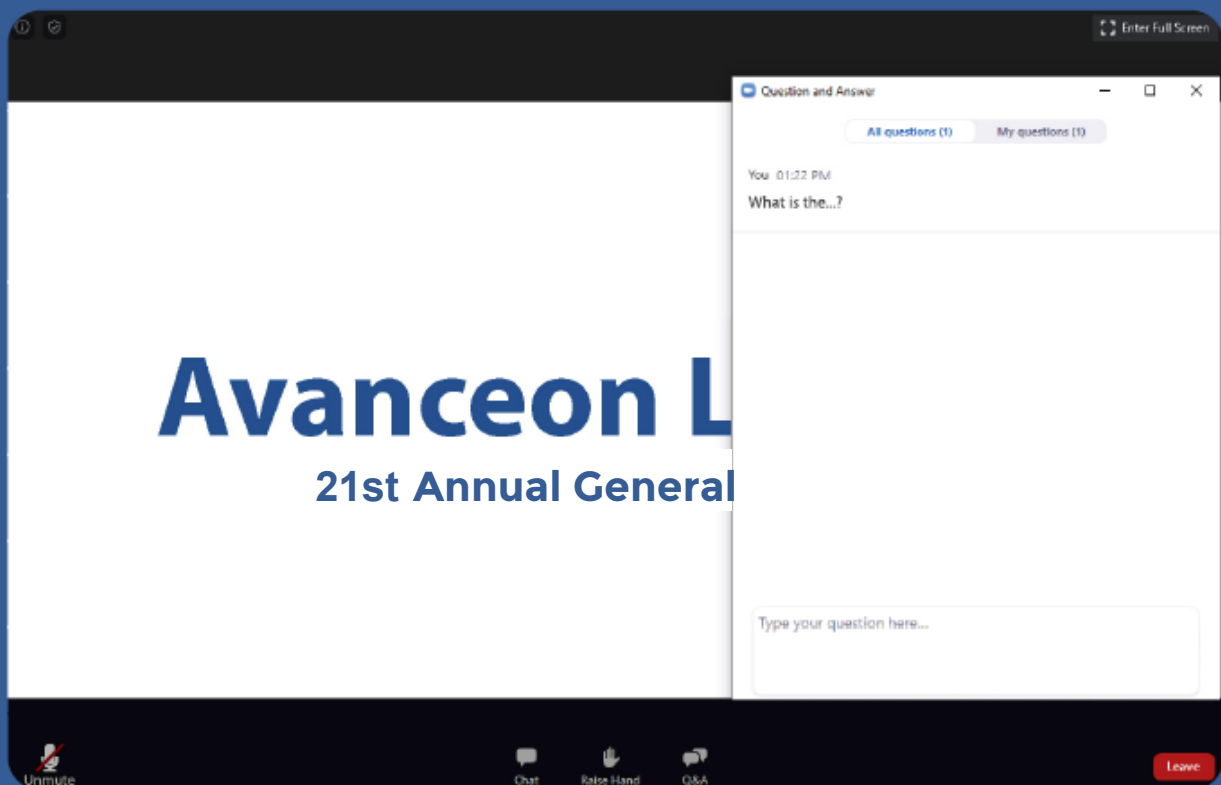
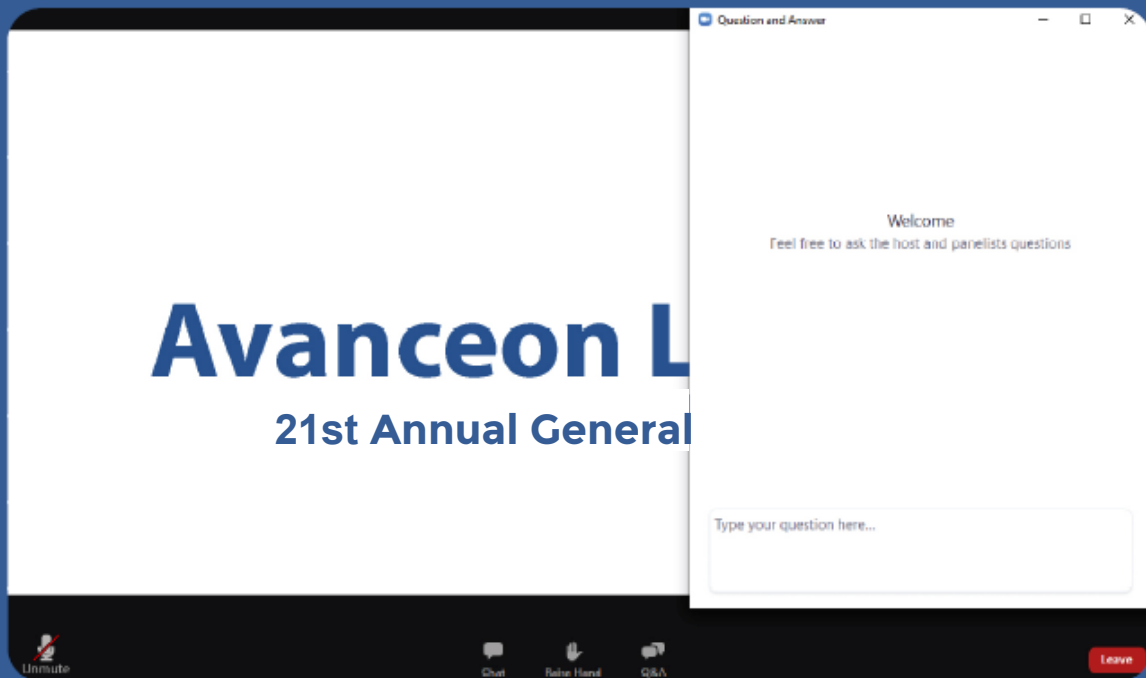


Congratulations!

You've joined the meeting.



Click the 'Ask a Question' button if you have a query.
A pop up box will appear where you can type your question.



All the mics will be muted by the presenter,
If you need to ask a question, please press 'Raise Hand' and the
presenter will unmute your mic.



Useful Tips.

- Need to Ask a Question? Get the Presenter's attention by typing your question and then raising your hand for a quick response.
- To achieve a smooth flow of the webinar and ensure all questions are addressed in a timely manner, the presenters will reserve the right to mute/unmute the audience's mic.
- Please keep your questions relevant to the subject of the webinar

In case of queries and information, please contact agm@avanceon.ae

Thank you –
Department of Marketing
Avanceon Limited